
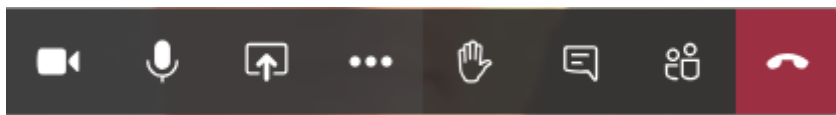



How to best experience the webinars

When you get the link to the call we recommend that you download the Teams client. Please do this in due time before the call.

Get to know the toolbar




Turns your camera on/off




Turns your microphone on/off

We recommend all who are not speaking at the webinar to have both the camera and microphone turned off at all times. Questions can be asked via the chat function



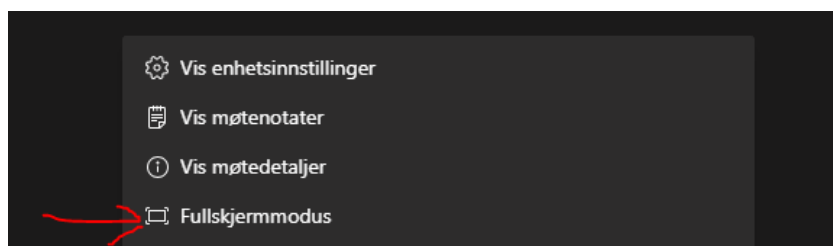
Shows the chat box. Here you will be able to enter your question. Our team will relay the questions to the meeting leader.

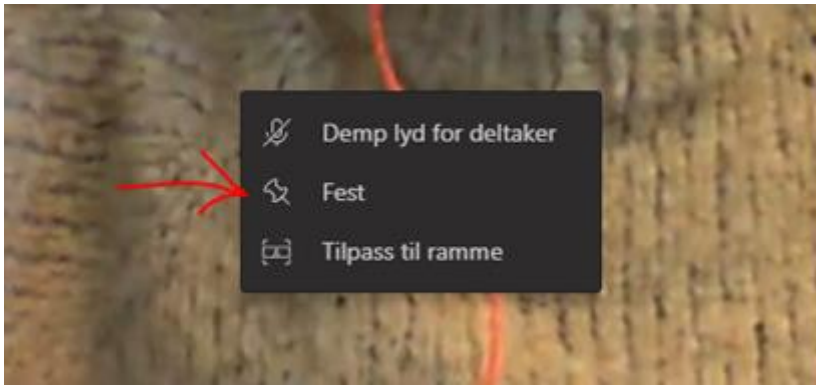


Lets everyone know that you've raised your hand and want to ask a question



Gives you a couple of options. The most important one is the fullscreen mode (red arrow below)





THE PIN – Right click the picture of the person who is talking and press the pin button. This will allow you to have the picture of the person speaking in full screen. You can unpin later if you want.

We hope you will enjoy the webinar!

